

Product overview filter elements

Technical data and order code



in comparison with



ISO 16890

EN 779

			PG	Page
		General information		3
		Recommendation for the use of ISO compared to EN		4
		Modification TROX Order code		6
5 Filter media				
5.1	FMC	Automatic roll filter media	8A	7
5.2	FMR	Roll media	8A	8
5.3	FMP	Cut-to-size pad	8A	9
5.4	ZL	Z-line filter	8A	10
6 Pocket filter				
6.1	PFC	Pocket filter made of non-woven chemical fibre	8K	11
6.2	PFS	Pocket filter made of non-woven synthetic fibre	8P	12
6.3	PFN	Pocket filter made of NanoWave [®] medium	8D	13
6.4	PFG	Pocket filter made of non-woven glass fibre	8C	14
7 Mini pleat filter				
7.1	MFI	Filter insert	8G	15
7.2	MFE	Filter element	8G	16
7.3	MFC	Filter cell	8G	17
7.4	MFP	Filter panel	8J	18
9 Activated carbon filter				
9.1	ACFI	Filter insert	8G	20

General information

All technical data are based on measurements according to EN779:2012, EN779:2002 and EN ISO 16890:2017. The standardized dimensions for the test specimens are 592 x 592 mm respectively 610 x 610 mm (width x height).

The EN779:2012 is valid until 06-2018. Missing values will be added.

The versions listed correspond to the standard product range. Please ask separately for further variants and designs. As already done with the validity of EN779, not all possible combinations, especially in the pocket filter area, are measured and type-identical properties and data are assumed.

DIN EN ISO 16890:2017

Requirement			
Group name	ePM _{1, min}	ePM _{2,5, min}	ePM ₁₀
ISO Coarse	-	-	< 50 %
ISO PM10	-	-	≥ 50 %
ISO PM2,5	-	≥ 50 %	-
ISO PM1	≥ 50 %	-	-

DIN EN779:2012

Requirement					
Group	Filter class	Final pressure drop	Average arrestance	Average efficiency	Minimum efficiency
Coarse	G1	250 Pa	$50 \leq A_m < 65$		
	G2		$65 \leq A_m < 80$		
	G3		$80 \leq A_m < 90$		
	G4		$90 \leq A_m$		
Medium	M5	450 Pa		$40\% \leq E_m < 60\%$	
	M6			$60\% \leq E_m < 80\%$	
Fine	F7	450 Pa		$80\% \leq E_m < 90\%$	35%
	F8			$90\% \leq E_m < 95\%$	55%
	F9			$95\% \leq E_m$	70%

Recommendation of the VDI-SWKI Expert Working Group on Air filtration

The Expert Working Group on Air Filtration of VDI and SWKI offers an orientation guide in which the minimum requirements are defined analogously to the old classes. Based on these comparison values, users will be able to select their filters in a targeted manner in the future.

The working group recommends the following requirements for the new air filters for comfort RLT systems (filter class according to ISO 16890 compared to filter class according to EN 779:2012):

Minimum requirement			
Instead of:	ePM1	ePM2,5	ePM10
M5	-	-	≥ 50 %
M6 *	-	50-60 % *	≥ 60 % *
F7	≥ 50 %	≥ 65 %	≥ 80 % *
F8 *	55-75 % *	≥ 80 % *	≥ 90 % *
F9	≥ 80 %	≥ 90 % *	≥ 95 % *

At least one ISO ePM1 ≥ 50 % filter has to be used in the last filter stage.

* Values in *italic/grey*: possible orientation based on VDI-SWKI values

DIN 1946 Part 4 – 6.5.7.4 Filter stages

For the separation of particulate impurities including microorganisms, a multi-stage filtering of the supply air is required.

For rooms of room class I a three-stage supply air filtering is required, whereby the first two filter stages must be installed in the AHU and the third filter stage must be installed as final units:

Room class I			
1.	Filter stage	ISO ePM ₁ ≥ 50 %	(formerly F7)
2.	Filter stage	ISO ePM ₁ ≥ 80 %	(formerly F9)
3.	Filter stage	Min. H13 (according to EN1822)	

For rooms of room class II, only filtration with filter stages 1 and 2 (without HEPA filter) is required.

For the protection of components in exhaust air systems with particle contamination, an air filter with the filter class PM1/≥ 50 must be provided in the exhaust air area.

VDI 6022 Part 1 – 6.3.9.3 Required air filter qualities and stages

Depending on the ventilation and air-conditioning system or unit, it has to be specified whether a singlestage or multi-stage filter system is to be used. The decision shall be made by considering hygiene targets together with filter lives, outdoor-air qualities and energy efficiency aspects, see Table 4 and VDI 3803 Part 4.

The minimum hygiene requirements in dust separation are:

- filtration of air upstream of the air-handling unit (also fan) at least ISO ePM10 50 % or in accordance with Table 4
- filtration of supply air (at least ISO ePM1 50 % for the last filter stage)
- filtration of secondary air as required but, in order to ensure hygiene inside the unit, at least ISO ePM10 50 %
- filtration of air upstream of air-handling plenums in contact with fractions of outdoor air (at least ISO ePM1 80 %)

Note: The previous classifications (M5, F7, F9) are omitted as they have been re-defined by international standardisation in DIN EN ISO 16890.

In the case of a single-stage filter system, the filter shall meet at least Class ISO ePM1 50 %.

As for the arrangement of the air filter stages, one downstream filter stage shall be provided if drive belts which are expected to produce abrasions are used in the airflow.

For hygiene reasons, it is recommended to use two filter stages, the first one for protecting the components, the second one for ensuring the supply-air quality.

Based on the outdoor-air quality, filter classes as specified in Table 4 are recommended.

Table 4. Recommended filter classes (adapted from DIN EN 16798-3)

Outdoor-air quality as per VDI 6022 Blatt 3 ^{a)}	ZUL 1 (very high)	ZUL 2 (high)	ZUL 3 (medium)
AUL 1 (clean)	ISO ePM10 50 % + ISO ePM1 50 %	ISO ePM1 50 %	ISO ePM1 50 %
AUL 2 (contaminated)	ISO ePM2,5 65 % + ISO ePM1 50 %	ISO ePM10 50 % + ISO ePM1 50 %	ISO ePM10 50 % + ISO ePM1 50 %
AUL 3 (highly contaminated)	ISO ePM1 50 % + ISO ePM1 80 %	ISO ePM2,5 65 % + ISO ePM1 50 %	ISO ePM10 50 % + ISO ePM1 50 %

^{a)} definition identical with ODA 1 (AUL 1) to ODA 3 (AUL 3) as per DIN EN 16 798-3

Note: If high concentrations of gaseous contaminants are present (limits according to Directive 2008/50/EC), a molecular filter shall be provided between the first and second filter stages.

EN 16798 Part 3 – 6.7. Usage of filters

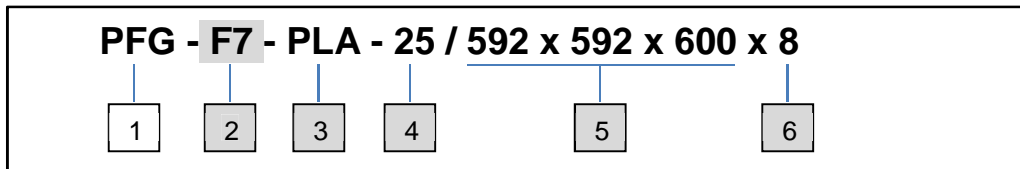
Currently the following table is proposed:

outdoor air quality	Supply air quality				
	SUP 1	SUP 2	SUP 3	SUP 4	SUP 5
ODA 1	ePM10 50 % + ePM1 60 %	ePM1 50 %	ePM2,5 50 %	ePM1 50 %	ePM10 50 %
ODA 2	ePM2,5 50 % + ePM1 60 %	ePM10 50 % + ePM1 60 %	ePM1 50 %	ePM2,5 50 %	ePM10 50 %
ODA 3	ePM2,5 50 % + ePM1 80 %	ePM2,5 50 % + ePM1 60 %	ePM10 50 % + ePM1 60 %	ePM1 50 %	ePM2,5 50 %

Modification TROX Order code

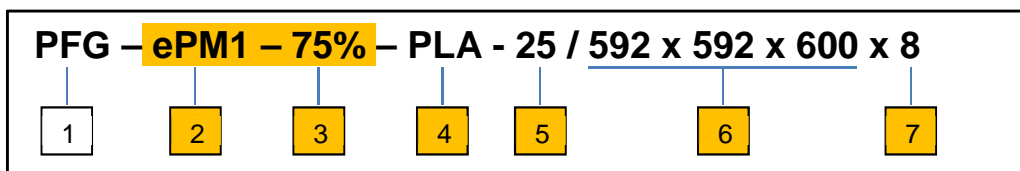
The TROX order code is changed according to the classification. At the point at which the **2 filter class** according to EN779:2012 was managed, the **2 classification** and the **3 efficiency** according to ISO 16890 is used.

Old order code:



- | | |
|--|--|
| <p>1 Type
PFG Pocket filter made of non-woven glass fibres</p> | <p>4 Frame depth [mm]
20 (only with GAL)
25</p> |
| <p>2 Filter class
M5 Medium dust filter acc. to EN 779
M6 Medium dust filter acc. to EN 779
F7 Fine dust filter acc. to EN 779
F9 Fine dust filter acc. to EN 779</p> | <p>5 Nominal size [mm]
W x H x L</p> <p>6 Number of pockets
3, 4, 5, 6, 7, 8</p> |
| <p>3 Construction
PLA Frame made of plastic
GAL Frame made of galvanized steel</p> | |

New order code:



- | | |
|---|---|
| <p>1 Type
PFG Pocket filter made of non-woven glass fibres</p> | <p>4 Construction
PLA Frame made of plastic
GAL Frame made of galvanized steel</p> |
| <p>2 Classification
ePM10 ePM10 according to ISO 16890
ePM2,5 ePM2,5 according to ISO 16890
ePM1 ePM1 according to ISO 16890</p> | <p>5 Frame depth [mm]
20 (only with GAL)
25</p> <p>6 Nominal size [mm]
W x H x L</p> <p>7 Number of pockets
3, 4, 5, 6, 7, 8</p> |
| <p>3 Efficiency
75% according to ISO 16890</p> | |

5 Filter media

5.1 FMC

Automatic roll filter media

PG 8A



Type	Media	ISO 16890	EN 779
FMC	G02	Coarse 40%	G3
FMC	C21	Coarse 35%	G3

Current order code

FMC – Coarse – 40% – G02 – CAS / 1850

1 2 3 4 5 6

1 Type

FMC Automatic roll filter media

2 Classification

Coarse Gravimetric separation efficiency according to ISO 16890

3 Efficiency [%]

according to ISO 16890

4 Media type

G02 Glass fibre medium, 50 mm thick
C21 Chemical fibre medium, 8 mm thick

5 Construction

CAS Filter medium in a cassette
CASN Filter medium in a cassette, neutral
RFMS Filter medium on cardboard tube (Schirp)
RFMA Filter medium on steel spool (AAF)
RFMD Filter medium on cardboard tube (Delbag)

6 Nominal size [mm]

W

Old order code

FMC – G3 – G02 – CAS / 1850

1 2 3 4 5

1 Type

FMC Automatic roll filter media

2 Filter class

G3 Coarse dust filter according to EN 779

3 Media type

G02 Glass fibre medium, 50 mm thick
C21 Chemical fibre medium, 8 mm thick

4 Construction

CAS Filter medium in a cassette
CASN Filter medium in a cassette, neutral
RFMS Filter medium on cardboard tube (Schirp)
RFMA Filter medium on steel spool (AAF)
RFMD Filter medium on cardboard tube (Delbag)

5 Nominal size [mm]

W

5 Filter media

5.2 FMR

Roll media

PG 8A



Type	Media	ISO 16890	EN 779
FMR	G02	Coarse 40%	G3
FMR	C03	Coarse 55%	G3
FMR	C04	Coarse 50%	G3
FMR	C11	Coarse 60%	G4
FMR	C15	Coarse 55%	G4
FMR	C06	ePM10 55%	M5

Current order code

FMR – Coarse – 40% – G02 / 2000 x 20000

1 2 3 4 5

1 Type

FMR Roll media

2 Classification

Coarse Gravimetric separation efficiency according to ISO 16890
ePM10 Fractional efficiency ePM10 according to ISO 16890

3 Efficiency [%]

according to ISO 16890

4 Media type

G02 Glass fibre medium, 50 mm thick
C03 Chemical fibre medium, 14 mm thick
C04 Chemical fibre medium, 15 mm thick
C11 Chemical fibre medium, 22 mm thick
C15 Chemical fibre medium, 22 mm thick
C06 Chemical fibre medium, 18 mm thick

5 Nominal size [mm]

W x L

Old order code

FMR – G3 – G02 / 2000 x 20000

1 2 3 4

1 Type

FMR Roll media

2 Filter class

G3 Coarse dust filter according to EN 779
G4 Coarse dust filter according to EN 779
M5 Medium filter according to EN 779

3 Media type

G02 Glass fibre medium, 50 mm thick
C03 Chemical fibre medium, 14 mm thick
C04 Chemical fibre medium, 15 mm thick
C11 Chemical fibre medium, 22 mm thick
C15 Chemical fibre medium, 22 mm thick
C06 Chemical fibre medium, 18 mm thick

4 Nominal size [mm]

W x L

5 Filter media

5.3 FMP

Filter media

PG 8A



Type	Media	ISO 16890	EN 779
FMP	G02	Coarse 40%	G3
FMP	C03	Coarse 55%	G3
FMP	C04	Coarse 50%	G3
FMP	C11	Coarse 60%	G4
FMP	C15	Coarse 55%	G4
FMP	C06	ePM10 55%	M5

Current order code

FMP – Coarse – 60% – C11 / ROL x 1000 x 20000
1 2 3 4 5 6

1 Type

FMP Filter media

2 Classification

Coarse Gravimetric separation efficiency according to ISO 16890
ePM10 Fractional efficiency ePM10 according to ISO 16890

3 Efficiency [%]

according to ISO 16890

4 Media type

G02 Glass fibre medium, 50 mm thick
C03 Chemical fibre medium, 14 mm thick
C04 Chemical fibre medium, 15 mm thick
C11 Chemical fibre medium, 22 mm thick
C15 Chemical fibre medium, 22 mm thick
C06 Chemical fibre medium, 18 mm thick

5 Construction

ROL Filter media as roll media
ROLS Filter media as roll special
PAD Cut-to-size filter pads

6 Nominal size [mm]

W x L

FMP	W [mm]		x	L [mm]	
	min.	Max.		min.	Max.
ROL	150	– 2.000	x	20.000	– 20.000
ROLS	150	– 2.000	x	3.001	– 19.999
PAD	50	– 2.000	x	50	– 3.000

Old order code

FMP – G4 – C11 / ROL x 1000 x 20000
1 2 3 4 5

1 Type

FMP Filter media

2 Filter class

G3 Coarse dust filter according to EN 779
G4 Coarse dust filter according to EN 779
M5 Medium filter according to EN 779

3 Media type

G02 Glass fibre medium, 50 mm thick
C03 Chemical fibre medium, 14 mm thick
C04 Chemical fibre medium, 15 mm thick
C11 Chemical fibre medium, 22 mm thick
C15 Chemical fibre medium, 22 mm thick
C06 Chemical fibre medium, 18 mm thick

4 Construction

ROL Filter media as roll media
ROLS Filter media as roll special
PAD Cut-to-size filter pads

5 Nominal size [mm]

W x L

5 Filter media

5.4 ZL

Z-line filters

PG 8A



Type	Depth	ISO 16890	EN 779
ZL	47 mm	Coarse 90%	G4
ZL	47 mm	ePM10 50%	M5
ZL	92 mm	Coarse 90%	G4
ZL	92 mm	ePM10 50%	M5

Current order code

ZL – Coarse – 90% – PLA / 592 x 592 x 47

1 2 3 4 5

1 Type

ZL Z-line filter

2 Classification

Coarse Gravimetric separation efficiency according to ISO 16890
ePM10 Fractional efficiency ePM10 according to ISO 16890

3 Efficiency [%]

according to ISO 16890

4 Construction

NWO Frame made of non-woven fibres
PLA Frame made of plastic
PLAF Frame made of plastic with 25 mm flange
GAL Frame made of galvanised steel
ALU Solid aluminium frame

5 Nominal size [mm]

W x H x D

Old order code

ZL – G4 – PLA / 592 x 592 x 47

1 2 3 4

1 Type

ZL Z-line filter

2 Filter class

G4 Coarse dust filter according to EN 779
M5 Medium filter according to EN 779

3 Construction

NWO Frame made of non-woven fibres
PLA Frame made of plastic

4 Nominal size [mm]

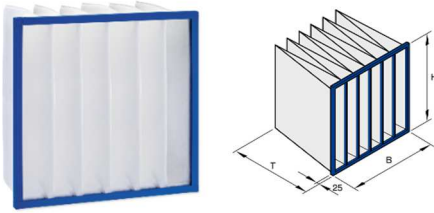
W x H x D

6 Pocket filter

6.1 PFC

Made of non-woven chemical fibres

PG 8K



Type	Pocket length	Number of pockets	ISO 16890	EN 779
PFC	360 mm	6	Coarse 60%	G4
PFC	600 mm	6	Coarse 60%	G4

Current order code

Old order code

PFC – Coarse – 60% – PLA – 25 / 592 x 592 x 600 x 6

PFC – G4 – PLA – 25 / 592 x 592 x 600 x 6

1 2 3 4 5 6 7

1 2 3 4 5 6

1 Type

PFC Pocket filter made of non-woven chemical fibres

1 Type

PFC Pocket filter made of non-woven chemical fibres

2 Classification

Coarse Gravimetric separation efficiency according to ISO 16890

2 Filter class

G4 Coarse dust filter according to EN 779

3 Efficiency [%]

according to ISO 16890

3 Construction

PLA Frame made of plastic
GAL Frame made of galvanised steel

4 Construction

PLA Frame made of plastic
GAL Frame made of galvanised steel

5 Frame depth [mm]

20 (only with GAL)
25

4 Frame depth [mm]

20 (only with GAL)
25

6 Nominal size [mm]

W x H x D

5 Nominal size [mm]

W x H x D

7 Number of pockets

3, 5, 6

6 Number of pockets

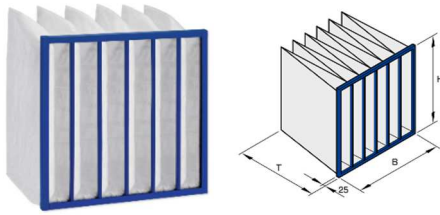
3, 5, 6

6 Pocket filter

6.2 PFS

Made of non-woven synthetic fibres

PG 8P



Type	Pocket length	Number of pockets	ISO 16890	EN 779:2012
PFS	600 mm	6	ePM10 60%	M5
PFS	600 mm	6	ePM10 75%	M6
PFS	600 mm	8	ePM1 60%	F7
PFS	600 mm	8	ePM2,5 70%	F8 (EN779:2002) <i>no longer available</i>
PFS	600 mm	8	ePM2,5 75%	F9 (EN779:2002) <i>no longer available</i>

Current order code

PFS – ePM1 – 60% – PLA – 25 / 592 x 592 x 600 x 8

1 2 3 4 5 6 7

1 Type

PFS Pocket filter made of non-woven synthetic fibres

2 Classification

ePM10 Fractional efficiency ePM10 according to ISO 16890
ePM2,5 Fractional efficiency ePM2,5 according to ISO 16890
ePM1 Fractional efficiency ePM1 according to ISO 16890

3 Efficiency [%]

according to ISO 16890

4 Construction

PLA Frame made of plastic
GAL Frame made of galvanised steel

5 Frame depth [mm]

20 (only with GAL)
25

6 Nominal size

W x H x D

7 Number of pockets

3, 4, 5, 6, 7, 8

Old order code

PFS – F7 – PLA – 25 / 592 x 592 x 600 x 8

1 2 3 4 5 6

1 Type

PFS Pocket filter made of non-woven synthetic fibres

2 Filter class

M5 Medium filter according to EN 779:2012
M6 Medium filter according to EN 779:2012
F7 Fine dust filter according to EN 779:2012
F8 Fine dust filter according to EN 779:2002
F9 Fine dust filter according to EN 779:2002

3 Construction

PLA Frame made of plastic
GAL Frame made of galvanised steel

4 Frame depth [mm]

20 (only with GAL)
25

5 Nominal size

W x H x D

6 Number of pockets

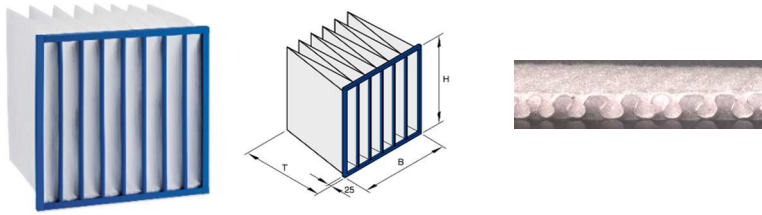
3, 4, 5, 6, 7, 8

6 Pocket filter

6.3 PFN

Made of NanoWave® medium

PG 8D



Type	Pocket length	Number of pockets	ISO 16890	EN 779
PFN	600 mm	6	ePM10 60%	M6
PFN	600 mm	8	ePM1 65%	F7
PFN	600 mm	10	ePM1 90%	F9

Current order code

PFN – ePM1 – 90% – PLA – 25 / 592 x 592 x 600 x 10

1 2 3 4 5 6 7

1 Type

PFN Pocket filter made of NanoWave® medium

2 Classification

ePM10 Fractional efficiency ePM10 according to ISO 16890
ePM1 Fractional efficiency ePM1 according to ISO 16890

3 Efficiency [%]

according to ISO 16890

4 Construction

PLA Frame made of plastic
GAL Frame made of galvanised steel

5 Frame depth [mm]

20 (only with GAL)
25

6 Nominal size

W x H x D

7 Number of pockets

3, 4, 5, 6, 7, 8, 10

Old order code

PFN – F9 – PLA – 25 / 592 x 592 x 600 x 10

1 2 3 4 5 6

1 Type

PFN Pocket filter made of NanoWave® medium

2 Filter class

M6 Medium filter according to EN 779
F7 Fine dust filter according to EN 779
F9 Fine dust filter according to EN 779

3 Construction

PLA Frame made of plastic
GAL Frame made of galvanised steel

4 Frame depth [mm]

20 (only with GAL)
25

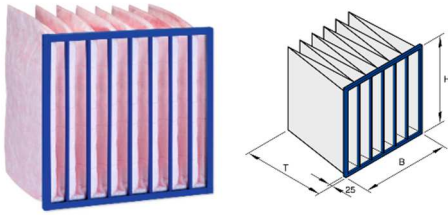
5 Nominal size

W x H x D

6 Number of pockets

3, 4, 5, 6, 7, 8, 10

6 Pocket filter

6.4 PFG
Made of non-woven glass fibres
PG 8C


Type	Pocket length	Number of pockets	ISO 16890	EN 779
PFG	600 mm	6	ePM10 60%	M5
PFG	600 mm	6	ePM10 75%	M6
PFG	600 mm	8	ePM1 60%	new
PFG	600 mm	8	ePM1 75%	F7
PFG	600 mm	8	ePM1 90%	F9

Current order code
PFG – ePM1 – 90% – PLA – 25 / 592 x 592 x 600 x 8
1 2 3 4 5 6 7
1 Type
PFG Pocket filter made of non-woven glass fibres

2 Classification
ePM10 Fractional efficiency ePM10 according to ISO 16890
ePM1 Fractional efficiency ePM1 according to ISO 16890

3 Efficiency [%]

according to ISO 16890

4 Construction
PLA Frame made of plastic
GAL Frame made of galvanised steel

5 Frame depth [mm]
20 (only with GAL)
25
6 Nominal size

W x H x D

7 Number of pockets
3, 4, 5, 6, 7, 8
Old order code
PFG – F9 – PLA – 25 / 592 x 592 x 600 x 8
1 2 3 4 5 6
1 Type
PFG Pocket filter made of non-woven glass fibres

2 Filter class
M5 Medium filter according to EN 779
M6 Medium filter according to EN 779
F7 Fine dust filter according to EN 779
F9 Fine dust filter according to EN 779

3 Construction
PLA Frame made of plastic
GAL Frame made of galvanised steel

4 Frame depth [mm]
20 (only with GAL)
25
5 Nominal size

W x H x D

6 Number of pockets
3, 4, 5, 6, 7, 8

7 Mini Pleat filter

7.1 MFI

Filter insert

PG 8G



Type	Depth	Version	ISO 16890	EN 779
MFI	292 mm	Standard	ePM10 55%	M5
MFI	292 mm	Standard	ePM10 55%	M6
MFI	292 mm	Standard	ePM1 60%	F7
MFI	292 mm	Standard	ePM1 85%	F9
MFI	292 mm	ECO	ePM1 55%	F7
MFI	292 mm	ECO	ePM1 85%	F9

Current order code

MFI – ePM1 – 85% – SPC / 592 x 592 x 292 x 6 / PD / FND / OT

1 2 3 4 5 6 7 8 9

1 Type

MFI Mini Pleat Filter insert

2 Classification

ePM10 Fractional efficiency ePM10 according to ISO 16890
ePM1 Fractional efficiency ePM1 according to ISO 16890
E10, E11 Particulate filter according to EN 1822
H13, H14 Particulate filter according to EN 1822

3 Efficiency [%]

according to ISO 16890 (only ePM10, ePM1)

4 Construction

PLA-ECO Frame made of plastic, optimized energy efficiency
PLA Frame made of plastic
GAL Frame made of galvanised steel
SPC Frame made of galvanised steel, powder coated RAL 9010

5 Nominal size [mm]

W x H x D

6 Number of filter packs

6, 8

7 Protection grid

PD No entry: none
 Protection grid downstream side (only E11, H13, H14)

8 Seal

No entry: none
FNU Flat section seal on the upstream side
FND Flat section seal on the downstream side

9 Testing

No entry: no leakage test
OT Oil mist test (only filter class H13, H14)
OTC Oil mist test with certificate (only H13, H14)

Old order code

MFI – F9 – SPC / 592 x 592 x 292 x 6 / PD / FND / OT

1 2 3 4 5 6 7 8

1 Type

MFI Mini Pleat Filter insert

2 Filter class

M5 Medium filter according to EN 779
M6 Medium filter according to EN 779
F7 Fine dust filter according to EN 779
F9 Fine dust filter according to EN 779
E10, E11 Schwebstofffilter nach EN 1822
H13, H14 Schwebstofffilter nach EN 1822

3 Construction

PLA Frame made of plastic
GAL Frame made of galvanised steel
SPC Frame made of galvanised steel, powder coated RAL 9010

4 Nominal size [mm]

W x H x D

5 Number of filter packs

6, 8

6 Protection grid

PD No entry: none
 Protection grid downstream side (only E11, H13, H14)

7 Seal

No entry: none
FNU Flat section seal on the upstream side
FND Flat section seal on the downstream side

8 Testing

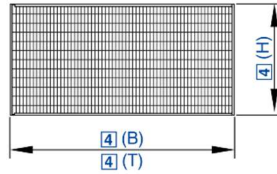
No entry: no leakage test
OT Oil mist test (only filter class H13, H14)
OTC Oil mist test with certificate (only H13, H14)

7 Mini Pleat filter

7.2 MFE

Filter element

PG 8G



Type	Width	Height	Depth	ISO 16890	EN 779
MFE	600 mm	65 mm	202 mm	ePM1 90%	F9
MFE	86,5 mm	202 mm	600 mm	ePM1 90%	F9
MFE	86,5 mm	303 mm	600 mm	ePM1 90%	F9

Current order code

MFE – ePM1 – 90% – GAL / 600 x 65 x 202

1 2 3 4 5

1 Type

MFE Mini Pleat filter element

2 Classification

ePM1 Fractional efficiency ePM1 according to ISO 16890
E11 Particulate filter according to EN 1822
H13 Particulate filter according to EN 1822

3 Efficiency [%]

according to ISO 16890 (only ePM1)

4 Construction

GAL Frame made of galvanised steel
AL Rahmen Aluminium

5 Nominal size [mm]

W x H x D

Old order code

MFE – F9 – GAL / 600 x 65 x 202

1 2 3 4

1 Type

MFE Mini Pleat filter element

2 Filter class

F9 Fine dust filter according to EN 779
E11 Particulate filter according to EN 1822
H13 Particulate filter according to EN 1822

3 Construction

GAL Frame made of galvanised steel
AL Rahmen Aluminium

4 Nominal size [mm]

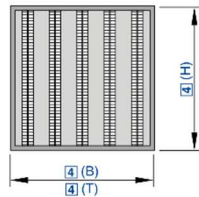
W x H x D

7 Mini Pleat Filter

7.3 MFC

Filter cell

PG 8G



Type	Construction	ISO 16890	EN 779
MFC	MDF	ePM10 55%	M6
MFC	MDF	ePM1 60%	F7
MFC	MDF	ePM1 90%	F9
MFC	GAL / STA	ePM10 55%	M6
MFC	GAL / STA	ePM1 60%	F7
MFC	GAL / STA	ePM1 90%	F9

Current order code

MFC – ePM1 – 90% – GAL / 610 x 610 x 292 x 6 / HMS / FNU / OT

1 2 3 4 5 6 7 8 9

1 Type

MFC Mini Pleat Filterzelle

2 Classification

ePM10 Fractional efficiency ePM10 according to ISO 16890
ePM1 Fractional efficiency ePM1 according to ISO 16890
E11 Particulate filter according to EN 1822
H13 Particulate filter according to EN 1822
H14 Particulate filter according to EN 1822

3 Efficiency [%]

according to ISO 16890 (only ePM10, ePM1)

4 Construction

MDF Frame made of MDF
GAL Frame made of galvanised steel
STA Frame made of stainless steel

5 Nominal size [mm]

W x H x D

6 Number of filter packs

3, 5, 6, 10, 12

7 Filter pack

No entry: Standard
HMS Increased filter area (only H13)

8 Seal

WS Without seal
FNU Flat section seal on the upstream side
FND Flat section seal on the downstream side
FNB Flat section seal on both sides
TGU Test groove seal on the upstream side
CSU Continuous seal on the upstream side
CSD Continuous seal on the downstream side
CSB Continuous seal on both sides

9 Testing

No entry: no leakage test
OT Oil mist test (only filter class H13, H14)
OTC Oil mist test with certificate (only H13, H14)

Old order code

MFC – F9 – GAL / 610 x 610 x 292 x 6 / HMS / FND / OT

1 2 3 4 5 6 7 8

1 Type

MFC Mini Pleat Filterzelle

2 Filter class

M6 Medium filter according to EN 779
F7 Fine dust filter according to EN 779
F9 Fine dust filter according to EN 779
E11 Particulate filter according to EN 1822
H13 Particulate filter according to EN 1822
H14 Particulate filter according to EN 1822

3 Construction

MDF Frame made of MDF
GAL Frame made of galvanised steel
STA Frame made of stainless steel

4 Nominal size [mm]

W x H x D

5 Number of filter packs

3, 5, 6, 10, 12

6 Filter pack

No entry: Standard
HMS Increased filter area (only H13)

7 Seal

WS Without seal
FNU Flat section seal on the upstream side
FND Flat section seal on the downstream side
FNB Flat section seal on both sides
TGU Test groove seal on the upstream side
CSU Continuous seal on the upstream side
CSD Continuous seal on the downstream side
CSB Continuous seal on both sides

8 Testing

No entry: no leakage test
OT Oil mist test (only filter class H13, H14)
OTC Oil mist test with certificate (only H13, H14)

7 Mini Pleat filter

7.4 MFP
Filter panel
PG 8J


Type	Construction	Depth	Pleat depth	ISO 16890	EN 779
MFP	PLA	48 mm	40 mm	ePM10 55%	M5
MFP	PLA	48 mm	40 mm	ePM10 55%	M6
MFP	PLA	48 mm	40 mm	ePM1 65%	F7
MFP	PLA	48 mm	40 mm	ePM1 90%	F9
MFP	PLA	96 mm	80 mm	ePM10 55%	M5
MFP	PLA	96 mm	80 mm	ePM10 55%	M6
MFP	PLA	96 mm	80 mm	ePM1 65%	F7
MFP	PLA	96 mm	80 mm	ePM1 90%	F9
MFP	PLA	150 mm	120 mm	ePM10 55%	M5
MFP	PLA	150 mm	120 mm	ePM10 55%	M6
MFP	PLA	150 mm	120 mm	ePM1 65%	F7
MFP	PLA	150 mm	120 mm	ePM1 90%	F9
MFP	MDFF	60 mm	46 mm	ePM10 55%	M6
MFP	MDFF	60 mm	46 mm	ePM1 65%	F7
MFP	MDFF	60 mm	46 mm	ePM1 90%	F9
MFP	MDF	60 mm	46 mm	ePM10 55%	M6
MFP	MDF	60 mm	46 mm	ePM1 65%	F7
MFP	MDF	60 mm	46 mm	ePM1 90%	F9
MFP	GAL / STA	60 mm	50 mm	ePM10 55%	M6
MFP	GAL / STA	60 mm	50 mm	ePM1 65%	F7
MFP	GAL / STA	60 mm	50 mm	ePM1 90%	F9
MFP	MDF	78 mm	46 mm	ePM10 55%	M6
MFP	MDF	78 mm	46 mm	ePM1 65%	F7
MFP	MDF	78 mm	46 mm	ePM1 90%	F9
MFP	ALZ	78 mm	50 mm	ePM10 55%	M6
MFP	ALZ	78 mm	50 mm	ePM1 65%	F7
MFP	ALZ	78 mm	50 mm	ePM1 90%	F9

- Order code on next page

7 Mini Pleat filter

7.4 MFP
Filter panel
PG 8J
Current order code
MFP – ePM1 – 90% – GAL / 610 x 610 x 78 x 50 / PD / FNU / OT

1 2 3 4 5 6 7 8 9

1 Type
MFP Mini Pleat filter panel

2 Classification

ePM10 Fractional efficiency ePM10 according to ISO 16890
ePM1 Fractional efficiency ePM1 according to ISO 16890
E11 Particulate filter according to EN 1822
H13 Particulate filter according to EN 1822
H14 Particulate filter according to EN 1822

3 Efficiency [%]

according to ISO 16890 (only ePM10, ePM1)

4 Construction

PLA Frame made of plastic
MDF Frame made of MDF with flange
MDF Frame made of MDF
GAL Frame made of galvanised steel
STA Frame made of stainless steel
ALN Frame extruded aluminium profile (Depth 30 mm)
ALZ Frame extruded aluminium profile (Depth 78 mm)
ALY Frame extruded aluminium profile (Depth 150 mm)
ALU Frame extruded aluminium profile (Depth 91 mm)
ALV Frame extruded aluminium profile (Depth 85 mm)

5 Nominal size [mm]

W x H x D

6 Number of filter packs

3, 5, 6, 10, 12

7 Pleat depth [mm]

FT

8 Seal

WS Without seal
FNU Flat section seal on the upstream side
FND Flat section seal on the downstream side
FNB Flat section seal on both sides
TGU Test groove seal on the upstream side
CSU Continuous seal on the upstream side
CSD Continuous seal on the downstream side
CSB Continuous seal on both sides
GPU Fluid seal (only for ALU/ALV)

9 Testing

No entry: no leakage test
OT Oil mist test (only filter class H13, H14)
OTC Oil mist test with certificate (only H13, H14)
ST Scan test (only for filter class H13, H14)

Old order code
MFP – F9 – GAL / 610 x 610 x 78 x 50 / PD / FNU / OT

1 2 3 4 5 6 7 8

1 Type
MFP Mini Pleat filter panel

2 Filter class

M5 Medium filter according to EN 779
M6 Medium filter according to EN 779
F7 Fine dust filter according to EN 779
F9 Fine dust filter according to EN 779
E11 Particulate filter according to EN 1822
H13 Particulate filter according to EN 1822
H14 Particulate filter according to EN 1822

3 Construction

PLA Frame made of plastic
MDF Frame made of MDF with flange
MDF Frame made of MDF
GAL Frame made of galvanised steel
STA Frame made of stainless steel
ALN Frame extruded aluminium profile (Depth 30 mm)
ALZ Frame extruded aluminium profile (Depth 78 mm)
ALY Frame extruded aluminium profile (Depth 150 mm)
ALU Frame extruded aluminium profile (Depth 91 mm)
ALV Frame extruded aluminium profile (Depth 85 mm)

4 Nominal size [mm]

W x H x D

5 Number of filter packs

3, 5, 6, 10, 12

6 Pleat depth [mm]

FT

7 Seal

WS Without seal
FNU Flat section seal on the upstream side
FND Flat section seal on the downstream side
FNB Flat section seal on both sides
TGU Test groove seal on the upstream side
CSU Continuous seal on the upstream side
CSD Continuous seal on the downstream side
CSB Continuous seal on both sides
GPU Fluid seal (only for ALU/ALV)

8 Testing

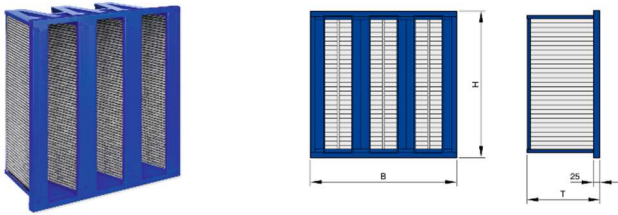
No entry: no leakage test
OT Oil mist test (only filter class H13, H14)
OTC Oil mist test with certificate (only H13, H14)
ST Scan test (only for filter class H13, H14)

9 Activated carbon filters

9.1 ACFI

Filter insert

PG 8G



Type	Variante	ISO 16890	EN 779
ACFI	PF	ePM1 65%	F7

Current order code

ACFI – PF – PLA / 592 x 592 x 292 / FNU

1 2 3 4 5

1 Type

ACFI Activated carbon filter insert

2 Variante

PF No entry: no prefilter
With prefilter ePM1 65% according to ISO 16890

3 Construction

PLA Frame made of plastic

4 Nominal size [mm]

W x H x D

5 Seal

No entry: none
FNU Flat section seal on the upstream side
FND Flat section seal on the downstream side

Old order code

ACFI – PF – PLA / 592 x 592 x 292 / FNU

1 2 3 4 5

1 Type

ACFI Activated carbon filter insert

2 Variante

PF No entry: no prefilter
With prefilter F7 according to EN 779

3 Construction

PLA Frame made of plastic

4 Nominal size [mm]

W x H x D

5 Seal

No entry: none
FNU Flat section seal on the upstream side
FND Flat section seal on the downstream side

Note:

All information and illustrations are the sole property of TROX and are provided by TROX to the best of its knowledge. However, TROX does not assume any guarantee for the completeness and correctness and is not liable for damages which the recipient suffers as a result of the use or his confidence in the completeness or correctness of the information. The data given are average values with tolerances due to production fluctuations and do not exempt the recipient from carrying out his own tests, checks and examinations. In all other respects the data serve the performance description and are not to be interpreted as a guarantee of quality or durability.

**TROX GmbH**

Heinrich-Trox-Platz
D-47504 Neukirchen-Vluyn

Telefon +49 (0)2845 202-0
Telefax +49 (0)2845 202-265

Email trox@trox.de
www.trox.de